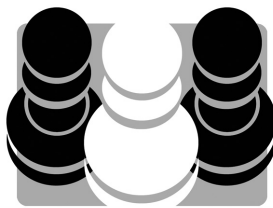


Playing the Trompowsky

By

Richard Pert



Quality Chess
www.qualitychess.co.uk

Contents

Key to Symbols used & Bibliography	4
Preface	5
Introduction	7
1 2...e6 3.e4	11
2 2...e6 3.♘d2!?	47
3 2...c5 3.♘c3!?	61
4 2...c5 3.d5	79
5 2...♘e4 3.♙f4 c5 4.d5	93
6 2...♘e4 3.♙f4 c5 4.f3	107
7 2...d5 3.♙xf6	141
8 2...d5 3.e3	157
9 2...♘e4 3.♙f4 d5 4.e3	171
10 Rare 3rd Moves	193
11 Rare 2nd Moves	201
12 2.♙g5 against the Dutch	211
13 1.d4 d5 2.♙g5	233
Variation Index	263

Introduction

If like most players you have a limited amount of time that you can spend studying chess openings, but still want to push for an advantage with White, then the Trompowsky is a great choice. Despite the opening not being as well investigated as a lot of the main lines, it is still a very attacking opening that is tricky for Black to face. I have no doubt that when I made this opening my main choice some fifteen years ago, it significantly improved my performance with White.

In this opening White stamps his mark on the position from the second move with 2.g5. I have focused on providing an in-depth White repertoire in the Trompowsky, 1.d4 f6 2.g5, with a couple of choices for White against several of Black's key options. On top of that I have also taken the time to give a repertoire versus the Dutch Defence, 1.d4 f5 2.g5, which seems to me to be very strong, and had a look at the Pseudo-Tromp, 1.d4 d5 2.g5, which leads to interesting positions.

This is my first book and I really haven't held anything back in my quest to make it as good as possible. The book is packed with novelties and new ideas, whilst also taking into account previous work. I am confident that this book will contribute significantly to the future theory of the Trompowsky. It's my belief that this book is suitable for players ranging from club players all the way up to top grandmasters. With firsthand experience of playing this opening against several of the world's top players, and having studied it over such a long period, I believe that puts me in a strong position to know which paths White should choose.

The Trompowsky really took off in England in the 1990s, during which time GM Julian Hodgson used it as his main weapon and GM Mickey Adams added it to his repertoire. I remember watching Hodgson win British Championship after British Championship using this opening. It got to the point where everyone knew what was coming, but no one knew what to do about it. This popularity continued into the early 2000s with excellent books on the opening from GMs Joe Gallagher and Pete Wells. By this stage I would say that the majority of leading English players had at least taken the opening out for a test run at some point. The popularity may have dwindled slightly over the last decade, but I very much hope this book will help return it to the forefront again.

I have been fortunate enough to get the chance to play this opening against four of the five leading English GMs in FIDE-rated games in recent years, Mickey Adams, Luke McShane, David Howell and Gawain Jones. Despite English players being the leading experts on the Trompowsky, it is interesting to note that all four of them chose relatively quiet lines against me, even though they must have expected the opening. That certainly gives backing to my belief that White is doing quite well in the main lines. Incidentally, I would just mention that this opening can be particularly effective against players from outside Britain, many of whom have not studied this opening in much depth.

Let me briefly tell you about the layout of the book. It is a White repertoire book, yet despite this I have tried to give the reader a choice of lines against many of Black's main continuations in the

Trompowsky. For example, in the main line which continues 1.d4 ♖f6 2.♗g5 ♗e4 3.♗f4 c5, I have actually given the reader three choices – sacrificing two pawns for a massive attack, sacrificing one pawn for some initiative, or sacrificing no pawns but instead looking to obtain a small but solid edge. Often I think it is useful to have a second choice in your back pocket for surprise value.

I haven't offered as much choice against 1...f5 and 1...d5, focusing more on providing one good repertoire. I'm particularly pleased with my work against the Dutch and it looks to me that after 1.d4 f5 2.♗g5 Black is struggling to hold the balance. I've also given a repertoire against 1...d5, and whilst I think that White may not be able to prove an advantage here against accurate play from Black, the positions look interesting and fully playable.

Book Structure

Personally I read a lot of chess books on the train, as I have commuted on virtually a daily basis over the past ten years. As a result I have a good knowledge of the books I find easy to read, and the ones I struggle to find my way around.

I have tried in this book to lay everything out as logically as possible. I have taken time at the start of each chapter to give an overview of Black's possibilities, showing clearly all his options and highlighting any transpositions, and also showing where a second option is offered for White. One further thing I've done is to make it clear which move I think should be played in each position. I have seen several previous authors take the approach of putting a collection of model games together, but have then found that I ended up not knowing what the right move was in each position.

To help you find your way around the material, let me tell you some more about the chapters.

Chapter 1: 1.d4 ♖f6 2.♗g5 e6 3.e4

2...e6 is one of Black's most solid choices and has risen in popularity in recent years to the point that it is now Black's second most popular response to the Trompowsky. Black's idea is to prevent his pawns being doubled by taking the time to protect the f6-knight with his queen. That said, the move is slightly passive and gives us the chance to grab the initiative.

Here I have given two choices for White. The main move which I focus on in this chapter is 3.e4, grabbing space in the middle of the board. My idea is to follow 3...h6 4.♗xf6 ♗xf6 with the modern 5.c3, where I have extensive personal experience. Although Black is quite solid, I believe that White has good chances of an advantage.

The chapter also features new ideas against 3...c5, where I have a very powerful idea in the main line.

Chapter 2: 1.d4 ♖f6 2.♗g5 e6 3.♗d2

The second option against 2...e6 that I cover is the flexible 3.♗d2!?. This approach has become popular amongst the world's elite in recent years, particularly in blitz and rapid games.

Chapter 3: 1.d4 ♖f6 2.♗g5 c5 3.♗c3

With 2...c5 Black indicates he is ready to do battle! This uncompromising move was suggested by Dembo in her highly-rated book, *Fighting the Anti-King's Indians*, which came out in 2008.

In this chapter I take a look at a repertoire involving the quirky 3.♗c3!?, which I have played on a

number of occasions myself. I have found a major improvement in the main line which makes this whole variation playable, where previously it was considered doubtful. Black must walk a tightrope to make it out of the opening, and even if he does then White's chances look reasonable.

Chapter 4: 1.d4 ♘f6 2.♗g5 c5 3.d5

My main recommendation against 2...c5 is to play 3.d5, taking control of the centre of the board. In this chapter I have a couple of seriously good novelties, particularly in the Vaganian Gambit which arises after 3...♗b6 4.♘c3. I think these improvements will send shivers up Black's spine!

Note that it is important when reading this chapter to check out the introduction, as transpositions to variations elsewhere in the book are rife.

Chapter 5: 1.d4 ♘f6 2.♗g5 ♘e4 3.♗f4 c5 4.d5

2...♘e4 3.♗f4 c5 is the main line and is considered by many as the best way to handle the Trompowsky. I give three distinct ways of tackling this opening. In this chapter I look at 4.d5. Then after 4...♗b6 White may sacrifice the b2-pawn in return for the initiative with 5.♘d2!?

It is also possible to defend the pawn with 5.♗c1, and this variation is closely related to one of lines examined in Chapter 6 (with 7.♗c1).

Chapter 6: 1.d4 ♘f6 2.♗g5 ♘e4 3.♗f4 c5 4.f3

White may also meet 2...♘e4 3.♗f4 c5 with 4.f3, and after 4...♗a5† 5.c3 ♘f6 6.d5 ♗b6 I offer another choice.

Firstly, 7.♗c1 seems quite solid for White and gives a reasonable chance of sneaking an advantage.

Finally I've extensively analysed the fascinating double pawn sacrifice which occurs after 7.e4 ♗xb2 8.♘d2 ♗xc3 9.♗c7!?. My analysis on this line is much deeper than has previously been published, and I think it looks really interesting for White.

Chapter 7: 1.d4 ♘f6 2.♗g5 d5 3.♗xf6

2...d5 is another solid option for Black. It is his third most popular move against the Trompowsky and it was the choice of both Michael Adams and David Howell against me in 2010. I offer White two full repertoires against this line, covering 3.♗xf6 in this chapter.

After 3...gxf6!? I have some exciting unplayed analysis which looks good for White.

Against the rock-solid 3...exf6 I suggest a repertoire that involves playing g2-g3 and building queenside pressure.

Chapter 8: 1.d4 ♘f6 2.♗g5 d5 3.e3

The second option which I cover against 2...d5 is the flexible move 3.e3. This was a regular choice of Trompowsky expert Hodgson (in fact he played it against me once!).

Transpositions are possible to a Veresov or to lines elsewhere in the book (for example, 3...♘e4 4.♗f4 transposes directly to Chapter 9), so the introduction to the chapter should be read closely if this is to be your main choice.

Chapter 9: 1.d4 ♘f6 2.♗g5 ♘e4 3.♗f4 d5

This variation combining ...♘e4 with ...d5 is becoming increasingly popular. This set-up is not as aggressive as those involving ...c5, and not as solid as those with 2...e6 or 2...d5 – it is somewhere in the middle. Unlike the other main variations where I have given White a second choice, here I

have chosen to look deeply at just one line involving 3.e3 followed by a plan of ♕d3 and ♖xe4, as I feel happy about White's chances of gaining an advantage in these positions and it seems to me to be the best line. Actually it was a game in this variation which was probably my main inspiration for taking up the Trompowsky when I witnessed Mickey Adams wipe out Xie Jun in the 1996 Hastings Premier.

Chapter 10: Rare 3rd Moves

Black has tried many other moves after 2...♖e4 3.♕f4, from the provocative 3...g5 through to the ridiculously new 3...e5. Generally in these lines White's chances look preferable, nevertheless it is worth looking at the sidelines in this chapter – even strong players will sometimes resort to them, for example Luke McShane tried 3...d6 against me in an important last round clash in a tournament in Denmark.

Chapter 11: Rare 2nd Moves

We finish up our round-up of Trompowsky odds and ends by looking at various 2nd move options, the old-fashioned 2...g6 being the most common of these.

Chapter 12: 2.♕g5 against the Dutch

2.♕g5 against the Dutch Defence has gone from once being a sideline to now being one of the most dangerous moves for Black to face. I think White's prospects in this line are excellent and I have used this move on a number of occasions myself with great results. I feel confident offering just one repertoire against this variation as it seems to me that Black is really struggling to hold the balance. So much so that a good friend of mine, Simon Williams, who is well known for his Dutch exploits, now regularly plays 1...e6, looking to transpose into the classical Dutch via a different move order specifically aimed at avoiding this line.

Chapter 13: 1.d4 d5 2.♕g5


In our final chapter we look at 2.♕g5 against 1...d5 – known as the Pseudo-Tromp. I don't believe that 2.♕g5 is as accurate here as it is against 1...♖f6 or 1...f5, and with correct play I think that Black can reach a balanced position. That said, it can be a good practical choice as it is low in theory and the positions are interesting and imbalanced. This line was particularly popular with top English GMs Mickey Adams, Julian Hodgson and Tony Miles during the 1990s. I do not offer White as many choices in this line as I do in the Trompowsky, but instead focus on picking out my favourite variations for White.

After studying this variation in detail I have come to the conclusion that 2...h6 and 2...f6! are the two choices for Black which are most difficult to prove an advantage against. I feel quite happy with White's prospects of gaining an advantage against Black's numerous other second moves.

After the main move 2...h6 I suggest a variation which was a firm favourite of Hodgson's. White sacrifices a pawn in the centre of the board but gets a huge amount of play for it, and from a practical viewpoint I really like it for White.

I have come round to the view that the rarely played 2...f6! (only the fifth most popular choice) may actually be Black's best. Because it seems the critical move, I have spent quite a lot of time on it. I look at the three responses 3.♕h4, 3.♕f4 and 3.♕d2, all of which are playable for White, though being honest I would have to say that in each line the chances look balanced.

1.d4 ♘f6 2.♗g5 ♗e4 3.♗f4 c5 4.f3 ♚a5†
5.c3 ♗f6 6.d5 ♚b6




B32) 7.e4!?

As I mentioned at the start of the chapter, this is a personal favourite of mine – White sacrifices two pawns to draw the black queen into his territory.

7...♚xb2

It is awkward for Black to decline the gambit


as White has played very directly:
7...e6?! 8.♖a3 exd5 9.exd5



9...♞xb2

9...d6 looks too passive, and this is highlighted by a blitz game of mine. Whilst these moves are not forced, it is totally clear White has a huge advantage; compared to some of the variations with ♙c1 in line B31 he is effectively two tempos ahead. 10.♙b5† ♙d7 11.♞e2† ♖d8 12.♙xd7 ♖bxd7 13.♖h3 ♖xd5 14.0–0–0 ♞c6 15.♙g3 ♙e7 16.♞he1 ♞e8 17.♖b1 ♖7f6 18.c4 ♖c7 19.♖g5 ♖d7 20.♖xf7 1–0 Antidrome – spark, Internet 2011.

10.♖b5 ♖xd5 11.♞xd5 ♞xa1† 12.♖f2




12...♞b2†

12...♖a6 led to another quick win for me in a blitz game: 13.♙c4 ♖d8 14.♖h3 ♞b2† 15.♖g3 ♞c2 16.♞xf7 ♞g6† 17.♙g5† 1–0 Antidrome – LordFlashheart, Internet 2010.

13.♖g3 ♙e7 14.♖d6† ♙xd6 15.♙xd6 ♖c6 16.♖h3 ♞b1 17.♖g5 ♖d8 18.♙b5 ♞xb5

After this relatively forced sequence, White now missed a forced mate and went on to draw the game. This is surprising for such a highly-rated grandmaster, but it happens to everyone!




19.♞xf7†!!N

19.♞e1†?± Ivanisevic – Bok, Biel 2008.

19...♖xf7 20.♞e1† ♖d8 21.♖xf7#

8.♖d2 ♞xc3 9.♙c7!



If your opponent hasn't seen this before he might get a shock at this point! This is the starting position of this double pawn sacrifice variation. I have done some serious analysis in this line, greatly exceeding any previous work on this variation. Whilst the bizarre nature

of the resulting positions makes them quite hard to accurately evaluate, on the whole the positions do seem to favour White. Certainly from a practical viewpoint I would consider White favourite, especially if he is familiar with the following extensive analysis.

Black's main choices are now **B321) 9...b6?!**, **B322) 9...e6** and **B323) 9...d6**.

9...g6?! was played in the first game in this line, but it doesn't seem to work and it has rarely been tried since: 10.♖c1 ♕e3† 11.♗e2 ♗a6 12.♗c4 ♖h6 13.♙f4 ♖g7 14.♗a4 g5 15.♙e5 g4 16.f4 ♖g6 17.♗g3± Chernyshov – Grischuk, Dagomys 2005; Black is totally passive and White's advantage is significant.

B321) 9...b6?!

Black seems to be struggling in this line.

10.♖c1!

This move is White's best; the reason is that if Black retreats with ...♗a5, he cannot subsequently play ...b5 as the c5-pawn would drop to ♖xc5.


10.♗e2

I played this move in a London League game against Bob Eames, who kindly told me after the game that 10.♖c1 is White's best. The reason I say "kindly told me" is because the next year he advised his good friend Dave Ledger to try this line against me in Hastings, and I got a chance to try out the improvement – I am not quite sure what Bob's logic was there, but thanks anyway!

Despite the substandard knight move the position remains interesting, so I have included the game.

10...♗a5

10...♗a5 11.♖b1 ♙a6! 12.♖b3 ♗a5 13.♗c1∞ 11.♙e5




11...b5

11...d6 12.♙c3 ♗a3 13.♗c4 ♗a6 14.♗g3∞ 12.a4 b4 13.♗c4 ♗d8 14.d6 e6 14...♗c6 15.dxe7 ♙xe7 16.♗d6†∞ 15.♗f4 ♗c6 16.♙b2

With e4-e5 on the cards.


16...g5 17.♗d3 ♙g7 18.♗xc5 0-0 19.♗d2 ♗h5 20.e5



20...♗f4?

This allows White to break open the h-file.

20...f6! 21.♙d3± 21.h4 f6 22.hxg5 fxg5 22...fxe5 23.♙d3± 23.♙d3 ♗xd3† 24.♗xd3 h6 25.♗g6 ♖f4? 25...♗e8 26.♖xh6 ♗xg6 27.♖xg6 ♖f4 (27...♖f5 28.♗e3±) 28.♖c1 ♗f7 29.♖xg5± 26.♖xh6 ♗d4? 26...♖h4 27.♗h7†+ 27.♙xd4 ♖xd4 28.♗h7† ♗f8 29.♖g6! 1-0 R. Pert – Eames, London 2009.

**10...♙e3†**

If the black queen stays on the queenside it will soon be in danger again:

10...♙a5 11.♙e5 ♙a6

11...d6? 12.♙c3 ♙xa2 (12...♙a3 13.♖c4 ♙xa2 14.♙a1+)


13.♙c4 ♙a3 14.♖b1+

12.♙c3 ♙a3

12...♙xf1 doesn't really work: 13.♙xa5 ♙xg2 14.♙c3+ and Black will not be able to keep enough material for the queen, Bhat – Panchanathan, Internet 2006.

13.♖c4 ♙xc4 14.♙xc4

White's chances are clearly preferable.



14...d6

14...e6 15.♖e2! exd5 16.♙xf6 dxc4 17.♙d5! also looks much better for White: 17...♖c6 18.♙d1±

14...e5 15.♙d2 d6 16.♙b1±

15.♙d2 a6

15...♙b2 is no improvement for Black: 16.♖e2 ♙e5 17.♙b5† ♖d8 18.0–0 g6 19.♙f4 ♙h5 20.♖g3 ♙h4 21.♙d2 h6 22.e5!+– Pavlovic – Aleksandrov, Vrnjacka Banja 2005.

16.♙c3

White plays a great game and never lets his opponent get round to solving his problems with the queen. I've included the rest of the game as it is well worth playing through.

16...♙b2 17.♖e2 b5 18.♙b3 ♙a3 19.♖d4 g6 20.e5 dxe5 21.d6 ♙b4 22.♙c4 ♙xc4 23.♙xc4 exd4 24.♙b3 e6 25.♙xe6 ♙a7 26.♙xf7† ♙xf7 27.♙e6† ♙e7 28.0–0 0–0 29.dxe7 ♙e8 30.♙d6 ♖bd7 31.♙e1 c4 32.♙b4 d3 33.♙xa6 ♙b8 34.♙d6 ♙c8 35.♙c3


1–0 Trent – Hebden, Southend 2006.

11.♖e2 d6 12.♖c4 ♙h6 13.♙a4†!

And the b6-pawn will drop.

13...♙d7

13...♖bd7? 14.♖xb6+–

14.♙a3 a6 15.♖xb6 ♙a7 16.♙xb8 ♙b7**17.♖a8!!**

This is one of the favourite moves I have ever played. The idea is to follow up with ♖c7† driving out the black king for White to attack. I remember when I spotted it at the board

– I couldn't believe my eyes that playing my knight into the corner could be such a strong move.


17...e6

17...♞xb8 18.♘c7† ♔d8 19.♞a5+–

18.♘c7† ♔d8 19.♘xa6 exd5 20.e5 dxe5
 21.♞a5† ♔c8 22.♙xe5 ♞a7 23.♘f4 ♞g5
 24.♞c3 ♙c6 25.♘b4 d4 26.♙xd4 ♞xf4
 27.♘xc6 ♞xa2 28.♙e5 ♞a4 29.♘b4 ♞a3
 30.♙a6† ♔d7 31.♞d2† ♔e6 32.♙c8† ♔xe5
 33.f4† ♔e4 34.♞c4#

R. Pert – D. Ledger, Hastings 2010.

B322) 9...e6




I consider this as an important option for Black and one we should be ready for. There are very few games in this line so much of the analysis below has not been tested in practice, but I have spent a lot of time on this variation to ensure that the analysis can be trusted.

10.♘e2 ♞d3

Swinging the queen over to the kingside with 10...♞e3?! seems wrong when the white bishop can come back to the f4-square: 11.♘c4 ♞h6 12.♙f4 g5 13.♘d6† ♙xd6 14.♙xd6±

10...♞a3



11.♞b1!N


This move is far stronger than 11.♞c1? because the rook is going to the 3rd rank and on the c3-square it can be attacked by ...♘xd5, whereas that is not the case on the b3-square: 11...exd5 12.♞c3 ♞a6 13.♞e3 (13.exd5 ♘xd5+–) 13...♙e7f Walton – G. Buckley, Coventry 2007.

11...exd5!?

Black should probably prefer 11...c4 12.dxe6 and:

- a) 12...fxe6 13.♘xc4 ♞c5 14.♘d6†±
- b) 12...♞c5 13.exf7† ♔xf7 14.♙f4 c3? 15.♘c3 ♞xc3 16.♞c1 ♞d4 17.♞xc8+–
- c) 12...dxe6 13.♘xc4 ♙b4† 14.♔f2 ♙c5† 15.♘d4 ♞c3 16.♘d6† ♔e7 17.♘6b5 ♙xd4† 18.♞xd4 ♞xd4† 19.♘xd4 ♘bd7 20.♙e2±

12.♞b3 ♞a6



13.exd5!

With the white rook on b3 instead of c3,

this is not just possible but very strong – perhaps even winning.

13...♗xd5

Virtually forced as ♗c3 threatens to win the queen.

14.♗f4 ♖c6 15.♙b5 ♗xc7 16.♗xd5 ♖d6 17.♗c4+–

White will quickly develop his rooks to the e-file and mate looks likely.


11.♖b1!

As against 10...♗a3, White threatens ♖b3 which would be close to winning.

11...c4!

It may not be obvious to the unprepared player, but this move is close to being forced.

11...exd5 12.♖b3 ♗a6 13.exd5! transposes to the note to Black's 10th move above.



12.♙f4!

This move looks totally bizarre and I had been aware of this position for some months before I realized it may well be the way to go. The idea is to follow up with ♖c1 and either ♖c3 or ♗c3, while ♗g3 is also on the cards. White's plan seems slow, but it is effective and it puts the onus on Black to come up with something.

12.♙e5!?


This was the first idea I looked at, preparing ♗c3.

12...exd5

12...♙c5 13.♗xc4 ♖xd1† (13...♗xc4 14.♗c3±) 14.♖xd1 and White has compensation for the pawn.

13.♗c3 ♖e3† 14.♗e2 ♗xe2† 15.♙xe2 dxe4

At this exact moment White may be four pawns down, but the compensation is obvious.



16.♗b5!?

16.♙xf6!? exf3 (16...gxf6 17.♗dxe4 f5 18.♗f6† ♗d8 19.♙xc4) 17.♙xf3 gxf6 18.♗b5 (18.♗xc4 ♗c6 19.♗b5 ♗d8 20.♗bd6) 18...♗a6 19.♗xc4

16...♗a6

16...exf3 17.♗c7† ♗d8 18.♗xf3 ♗c6 19.♗xa8 ♙c5 20.♙c7† ♗e7 21.♙xc4 d5 22.♙e2±

16...♗c6 17.♙xf6 gxf6 18.♗c7† ♗d8 19.♗xa8±

17.♗xc4 d5 18.♗cd6† ♙xd6 19.♗xd6† ♗e7 20.♗xb7∞

Although White has compensation in all these lines, it is not clear that he has any advantage.

12...exd5

I have looked at various other possibilities:

12...c3? 13.♗xc3 ♗xc3 14.♖c1+–


12...♙c5?! 13.♖c1± and White threatens ♖c3.

12...♙a3?! 13.♗g3 ♖c3 14.♙xc4±

12...♗h5?! 13.♗g3 ♗xf4 14.♙xd3 cxd3
15.♗c4 ♗xg2† 16.♗f1±

12...♗a6 13.♖c1 ♗h5 (13...♙b4 14.♗c3
♖d4 15.♗b5 ♖b6 16.♖xc4 0-0 17.♖xb4
♗xb4 18.♗c7 ♗h5? 19.♗c4+-) 14.♗c3 (or
14.♗g3!?) 14...♖d4 (14...♗xf4 15.♙xd3±)
15.♗b5 ♖c5 (15...♖b6 16.♗xc4±) 16.♖xc4
♖b6 17.♙e5±

13.♖c1



13...♖a3

Black gets his queen out of there before ♖c3 or ♗c3 lands.

13...dxe4? 14.♖xc4 ♗c6 15.♗c3 ♗e5 16.♙xd3
♗xd3† 17.♗f1+-

13...♗h5 14.♗c3 ♗xf4 15.♙xd3 ♗xd3†
16.♗f1 ♗a6 17.♖b1±

13...♙b4

Black looks for quick development.

14.♗c3 ♖d4

Black can give up his queen with 14...♖xc3
but White should be better, although the


position remains somewhat murky: 15.♖xc3
♙xc3 16.♖c1 ♙xd2† 17.♖xd2 0-0 18.♙e5
d6 19.♙xf6 gxf6 20.♖f4±

15.♗b5 ♖c5

15...♖b6 16.♗c7† ♗f8 17.♗xa8+- picks up
the a8-rook with tempo.

16.♗d6† ♗f8

16...♗e7 17.♙xc4±



17.a3


White can also consider 17.♙xc4!? with the
idea: 17...dxc4? 18.♖xc4+-

17...♙xd2†

17...♙xa3 18.♗6xc4±

18.♖xd2 ♗c6 19.♗f5 ♗e8 20.♖xd5 ♖xd5
21.exd5±

14.♗c3



14...♙b4

White keeps an edge against all the alternatives:


14...♟a6 15.exd5 ♘b4 16.♟b5 ♚a5 17.♙xc4±

14...♟h5 15.♙e3±

14...♚a5 15.exd5 ♘b4 16.♚e2† ♟d8
17.♚xc4±

15.♟b5 ♚a5 16.♟c7† ♟f8

16...♟e7 17.exd5 c3 18.♚e2† ♟d8 19.♟b3
c2† 20.♟f2 ♚b6† 21.♚e3 ♚xe3† 22.♟xe3 d6
23.♚xc2±



17.♙xc4!?!N

An interesting winning attempt.

It was only after carrying out the above analysis that I discovered that there had been an email game which followed this route:

17.♟xa8!?! c3 18.♟f2

18.♚c2∞

18...♙c5† 19.♟e2

19.♟e1 ♘b4! is a repetition of moves.

19...cxd2 20.♚xd2 ♚xd2† 21.♟xd2 ♘b4†

22.♟d3 dxe4† 23.fxe4 ♟c6 24.♟c7 ♙a3

25.♚c3 ♘b4 26.♚c1 ♙a3 27.♚c3

½–½ Klausen – Serradimigni, email 2007.


17...dxc4 18.♟xa8 ♟c6

18...c3 19.0–0 ♙c5† 20.♟h1 cxd2 21.♙xd2
♚a3 22.♚xc5 ♚xc5 23.♙f4 d5 24.♙xb8 ♙d7
25.♟c7 d4 26.♚d2±

19.♚xc4 d5 20.♚c2 dxe4 21.0–0 exf3
22.♟xf3

With two pawns for the exchange, material is roughly level, but the misplaced black king offers some encouragement to White.

B323) 9...d6



10.♚b1!

I believe this is strongest.

10.♟e2!?

This move works well against ...♚e3, but the problem is that it gives Black an additional option:

10...♚d3!

Black should take this option although the position remains murky.

10...♚e3 11.♚b1 transposes into a very favourable line for White – see 10...♚e3† in the following note.

11.♚b1

11.♚c1 ♟bd7 12.♚c3 ♚a6 13.♟d4!?! cxd4
14.♙xa6 dxc3 gives Black enough material for the queen.

11.♟g3 ♚e3† 12.♙e2 ♟a6

11...b6